
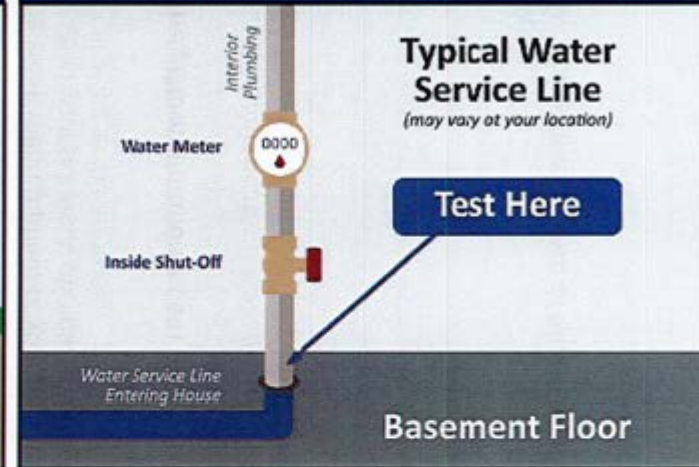


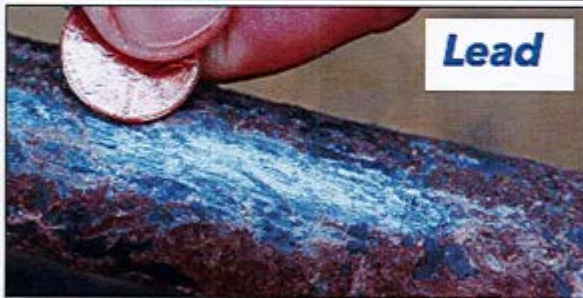
1. Find your water service line (typically located in your basement)



2. Scratch the surface of the pipe (typically coming out of floor or wall)



3. Identify your water service line. Test your pipe




You have a **lead** pipe if....

Scratch Test - scraped area is shiny & silver.

Magnet Test - magnet will not stick to pipe.

Tapping Test - tapping a coin on the pipe makes dull noise.



You have a **galvanized** pipe if....

Scratch Test - scraped area remains dull grey.

Magnet Test - magnet will stick to pipe.

Tapping Test - tapping a coin on the pipe makes metallic ringing noise.



You have a **copper** pipe if....

Scratch Test - scraped area is copper in color, like a penny.

Magnet Test - magnet will not stick to pipe.

Tapping Test - tapping a coin on the pipe makes metallic ringing noise.